

Medicinal Potential of Flavonoids Extracted from The Leaves of *Lippia multiflora* Moldenke: Review

Ortalie Jeancine Ouboura Moussavou¹, Archange Michel Emmanuel Mbougou Malonga^{1,2},
Landry Martial Miguel^{1,3}, Berthrand Stéphane Wossolo Lingomo^{2,3},
Donatien Moukassa¹ Ange Antoine Abena^{1,3}

¹ Faculty of Health Sciences, Marien Ngouabi University, Brazzaville, Republic of Congo

² Faculty of Science and Technology, Marien Ngouabi University, Brazzaville, Republic of Congo

³ Denis SASSOU NGUESSO University, Kintélé, Republic of Congo

*Corresponding author E-mail: archangemichellemanuel@gmail.com

Abstract

Flavonoids are natural pigments found throughout the plant kingdom. They are present in certain fruits, vegetables, drinks, plant-based foods, and medicinal plants. They form a large family of several natural compounds. They include flavanols, flavanones, isoflavones, flavonols, flavones, and anthocyanins. The organoleptic properties and therapeutic effects of flavonoids extracted from the leaves of *Lippia multiflora* Moldenke have been the subject of numerous studies. Flavonoids extracted from *Lippia multiflora* Moldenke leaves are claimed to be antioxidant, anti-allergic, anti-inflammatory, antimicrobial, and anti-carcinogenic. They are used in a wide range of sectors, including food processing, cosmetology, and the pharmaceutical industry.

Keywords: *Lippia multiflora*, Flavonoids, Leaves, Medicinal potential.

1. Introduction

Medicinal plants are used to prevent and treat various illnesses [1,2]. Medicines are mainly of natural origin. Pharmaceutical laboratories are looking for active compounds, turning to the identification and characterization of molecules from natural matrices [3,4]. They draw inspiration from their molecular structure to develop new drugs [5]. Many scientists are therefore interested in adding value to plants. The vital elements of phytodiversity for human well-being are being studied [2,6]. Plants contain a range of polyphenolic compounds [1,4,6]. These include flavonoids [3,4]. These are natural pigments found in vegetables and fruit. Flavonoids are essentially of plant origin. They form one of the most extensive families of antioxidants and free radical scavengers. They comprise several classes of compounds with similar structures and have a wide range of biological activities [3,4]. They have a protective role in carcinogenesis, inflammation, and atherosclerosis, as well as significant antioxidant activity [2,3,4]. The *Lippia* genus includes several species of herbs, shrubs, and small trees. The *multiflora* species is found in Central Africa and Central and South America. Moldenke's classification is the most widely used [7]. This species is traditionally used as a remedy for gastrointestinal and respiratory ailments. Various experimental studies have demonstrated antiviral, antioxidant, cytostatic, anti-inflammatory, and antiplasmodial activities [5,6,8]. *Lippia multiflora* Moldenke or Bulukutu in Kongo is often used as a conventional tea in the Congo [2,9]. Numerous studies have been reported on the essential oil, aqueous, hydro-ethanolic, and ethanolic extracts and leaf fractions of this species in Congo Brazzaville [10,11,12]. The leaves of *Lippia multiflora* Moldenke, containing flavonoids, are used in the treatment of malaria and arterial hypertension [13,14,15]. The aim of this study was therefore to summarize what is known about the medicinal potential of flavonoids extracted from the leaves of *Lippia multiflora* Moldenke, their applications, and therapeutic advances.

2. *Lippia Multiflora* Moldenke

2.1 Synonyms

Lippia multiflora Moldenke is a common plant, commonly used by local people and in traditional medicine. It has different vernacular names depending on the people [2].

Table 1: Common names for *Lippia multiflora* Moldenke

Vernacular names	Languages	Country	Regions	References
Avudati, Ahamé, hamé, kidinkon, aganra,	Ewé Bassar Fé	Togo	West Africa	[16]
Agalala, kanhoun, nyèya, Kanhoun	Fon et Goun Yoruba	Benin	West Africa	[17]
Nbornbor, mbalat, duté Ganéla	Wolof Bambara	Senegal	West Africa	[18]
Nasu	Adangbe	Ghana	West Africa	[19]
Eforomoba, Efirin-oko,	Yoruba	Nigeria	West Africa	[20]
Bulukutu	Kongo	Congo	Central Africa	[2,21]
Angasani	Lonkundo	DRC	Central Africa	[7,22]
Ndembi	Umbundu	Angola	Central Africa	[1,23]

2.2 Taxonomy

Lippia multiflora Moldenke has a sequence of elements [2].

Kingdom: *Plantae*

Superdivision: *Spermatophyta*

Infradivision: *Angiosperma*

Class: *Dicotyledons*

Order: *Tubiflorales*

Suborder: *Verbenale*

Family: *Verbenaceae*

Subfamily: *Verbenoideae*

Genus: *Lippia*

Species: *multiflora*

2.3 Geographical Distribution

Lippia multiflora Moldenke is a fast-growing aromatic and medicinal plant with several virtues. This plant is found in sub-Saharan Africa [1]. This heliophilous plant can grow in a variety of ecosystems. *Lippia* thrives on average annual rainfall of 1,600 mm, average temperatures of 25°C and high humidity [2]. In the Republic of Congo, *Lippia multiflora* Moldenke is found in the departments of Brazzaville, Bouenza, Pool, Niari, Plateaux and Cuvette. It is widely consumed in the Congo [2,9].

2.4 Botany

Lippia multiflora Moldenke is found in sub-Saharan Africa [1,2]. This plant has a woody stump that grows upright in clumps, reaching 2 to 4 m in height [1,2,24]. The stems are sharply angled and branched at the ends. They have oblong, whorled, bluish-green leaves with a long cuneate base, a finely toothed margin, and an acuminate apex, as well as whitish pubescence. *Lippia multiflora* has white flowers in short, cylindrical glomerules. Arranged in terminal colymbiform panicles, they are 5 to 7 mm wide and 5 mm to 2 cm long. This plant produces a sweet, edible fruit with dark yellow flesh. The fruit contains seeds.

2.5 Phytochemical Composition

Lippia multiflora has been the subject of several studies [25,26,27]. Kanko et al. highlighted three molecules, n-tritriacontane (I), ursolic acid (II), and salvigenic acid (III) [28]. Their studies showed that the Verbenaceae family is home to several chemical constituents. Polyphenolic compounds, including flavonoids and lignins, appear to be the dominant constituents, followed by sterols, iroids, and tritepenes.

2.6 Traditional Medicinal Use

Lippia multiflora Moldenke is a plant with a variety of uses [1,2]. The plant is used for food, medicinal, cosmetic, and pharmacological purposes. Local people use it as a tea drink for its aroma [9,29,30]. In traditional African pharmacopoeia, it is used to treat jaundice, colds, coughs, fevers, and nasopharyngitis, and as an insecticide by fumigating the leaves. This plant is a constituent of several improved medicinal recipes, such as Malaria in Mali and Tetra in Congo [2,5].

3. Flavonoids

3.1 Situation about the Plant

Flavonoids are found in the leaves of *Lippia multiflora* Moldenke [2,6,8,11,31].

3.2 Extraction of Flavonoids

Lippia multiflora Moldenke is a source of flavonoids. These flavonoids have a range of positive effects in the food, health, and other sectors, hence their growing importance. The plant material processing stage aims to extract and isolate the target compounds [11,12,31]. The quality of the extract and the effectiveness of the method are influenced by the extraction equipment, the plant material and preparations, as well as the extraction techniques and physicochemical conditions [31]. This summary presents extraction methods and different mechanisms for the selective extraction of flavonoids from plant material [3,4,31]. There is no single extraction procedure for flavonoids,

and each method is unique. For an extraction procedure to be selective, it must combine an optimal solvent or mixture of solvents with an appropriate technique. The method used must be levelled and must achieve an acceptable level of reproducibility and repeatability [6,11,12,31]. The extraction process can raise several questions. Firstly, the type of plant material and secondly, the potential application of the flavonoid extract. The standard extraction algorithm must be methodical to mimic a traditional herbal remedy [31]. The aim of the process is the selective separation of the flavonoid fraction. Selection of the flavonoid extraction process is important and considers the research objectives [31]. Selection of the extraction technique involves several options, divided into two categories. There are modern techniques (extraction by ultrasound, microwave, pressurized liquid, supercritical fluid, enzymatic assistance, and solid phase matrix dispersion) and conventional techniques (maceration, Soxhlet extraction, and reflux). Figure (1) shows the extraction scheme for flavonoids from *Lippia multiflora* Moldenke [11,31].

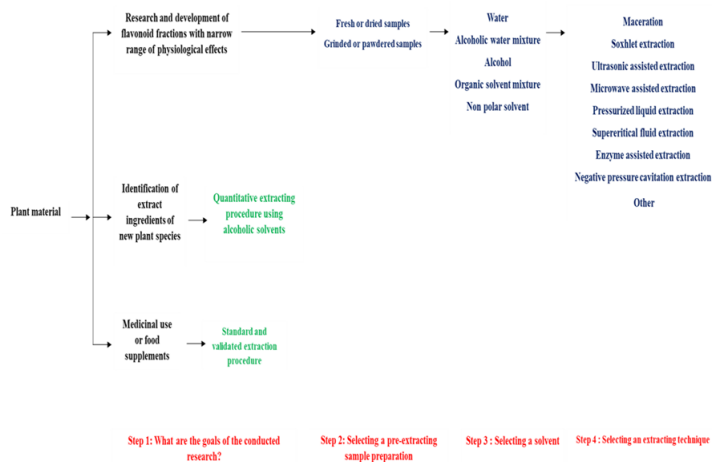


Fig 1.: Flavonoid extraction [31].

3.3 Benefits of Flavonoids

Flavonoids play a role in plant pigmentation. These pigments give different plant organs their red, yellow, orange, and violet colors [3,4]. The pigments responsible for flower coloring are visual signals that attract pollinating animals. Most of these pigments are anthocyanins, aurones, and chalcones [3,32,33]. By complexing specific enzymes, they can metabolize oxygen and nitric oxide or stop the action of radicals. However, they can also exhibit pro-oxidant activity, responsible for lipid peroxidation and damage to DNA and certain proteins. The variety of structures and biological activities makes flavonoids a particular object of study [3,6,11,34]. Flavonoids are involved in plant reproduction, legume-rhizobium interactions during nodulation, auxin transport, seed growth, and protection against microbial invasion, as well as tissue protection against the harmful effects of ultraviolet radiation [3,4]. Flavonoids are present in red wine, tea, coffee, and beer [29,32]. These drinks contain large quantities of flavonoids. They are also found in several medicinal plants. Herbal remedies containing flavonoids are used in traditional medicine throughout the world [1,2,5,28]. Figure 2 shows a summary of some of the roles of flavonoids extracted from the leaves of *Lippia multiflora* Moldenke [3,4].

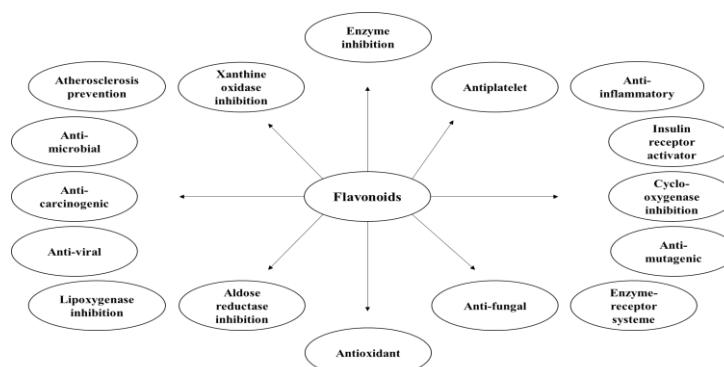


Fig 2.: Role of flavonoids [3,4].

3.4 Description of Flavonoids

Flavonoids are an important family of polyphenols, comprising over 4,000 molecules. They constitute a group of natural compounds that are universal in plants. They are classified into different categories [3,33,35,36]. Among these, flavanones are the most important and are present in citrus fruits (grapefruit, lime, lemon, and oranges). Flavanols are also present in onions, cabbage, apples, tea, and wine, among others. Flavones are found in hot peppers, thyme, parsley, celery, and oregano. And flavanols are found in apples, cherries, tea, wine, and cocoa. Isoflavones are found in soy, beans, and peanuts. Finally, anthocyanins are found in blueberries, raspberries, blackberries, cherries, grapes, and red cabbage. They are responsible for red, purple, and blue hues [4,35,37,38].

Flavanols and flavones are widespread flavonoid compounds, notably quercetin, kaempferol, apigenin, and myricetin. Flavanols (catechin) and flavanones (naringenin), as well as dihydroflavonols (dihydrokaempferol, dihydroquercetin) and dihydroflavan-3,4-diols (leucopelargonidol, leucocyanidol) are considered minority flavonoids due to their restricted natural distribution [3,33,35,38]. *Lippia multiflora* leaves contain compounds such as 5-hydroxy-6,7,4'-trimethoxyflavone, n-tritriacontane, and urolic acid [12]. Nevertheless, flavonoids found in *Lippia multiflora* include Kaempferol, quercetin, luteolin, and their derivatives [12,28,29,33]. Flavonoids are present in

leaf cuticles and epidermal cells [3,36,38,39]. These pigments are aurones, anthocyanins, and chalcones [4,33,36,40]. In addition, other colorless flavonoids such as flavonones and flavonols interact with anthocyanins to alter the color of flowers and fruit through copigmentation [32,36,38].

Table 2: Some flavonoids

Polyphenols	Groups						References
	Flavanones	Flavonols	Flavones	Flavanols	Isoflavones	Anthocyanins	
Flavonoids	Naringenine Naringine	Quercetine Kaempferol Myricetine Quercitroside	Apigenine, Luteoline, Apigenine-7-neohesperidoside	Catechine	Daidzeine, Genisteine	Cyanidine, Malvidine Petunidine	[3,4,33,34,36]
Flavonoids from <i>Lippia multiflora</i>		Quercetine Kaempferol	Luteoline				[12,28,39,40]

3.5 Medicinal Properties of Flavonoids

Flavonoids are antioxidants offering a whole range of biochemical functions of health interest [4,6,11,12]. They are involved in immune function, blood circulation in capillaries, and the brain [3,11,13,34]. They are also involved in liver function, enzyme activity, and platelet aggregation, as well as the metabolism of collagen, phospholipids, cholesterol, and histamine [3,5,33,38]. Flavonoids have been the subject of several studies [3,6,36,37,39].

Table 3: Some medicinal properties of *Lippia multiflora* Moldenke concerning flavonoids

Polyphenols	Medicinal properties	References
Flavonoids	Antioxidant	[3,4,35]
	Anti-inflammatory	[3,36,37]
	Antiplatelet agent	[3,34]
	Pigments and bioconservatives	[4,31,32]
	Bioactive agent	[3,4,26,38]
Flavonoids from <i>Lippia multiflora</i>	Antioxidant	[6,11,12]
	Antifalcemic	[9]
	Anticoagulant	[11]
	Anti-inflammatory	[8]
	Antimalarial	[8,13]
	Antihypertensive	[14,15,24]
	Cardiovascular goodness	[15,25]

3.6 Dietary Use

Frequent consumption of flavonoid-rich foods enables the human body to naturally fight certain diseases and maintain good health [3,4,9,39]. The European Food Safety Authority and the European Commission have issued statements on certain health claims for foods and dietary supplements containing flavonoids for all substances combined. The nutritional distribution of certain flavonoids is well documented [2,3,36,38]. Molecules such as naringin, hesperetin, eriodictyol, naringenin, and epigallocatechin gallate are flavanones. They are found in cabbage, garlic, olives, onions, bananas, kiwi fruit, sprouted seeds, and lemons. And molecules such as epigallocatechin, luteolin, epicatechin, and catechin are flavanols. These flavanols are found in green tea, red wine, berries and grapes, as well as apples. And apigenin, wogonin, nobiletin, and diosmin are flavones found in kiwifruit, lettuce, broccoli, green tea, oregano, peas, chamomile flowers, oranges, grapes, pumpkin, spinach, watermelon, brown rice, and rosemary. Flavonols such as kaempferol, malvidin, morin, and galangin are found in peas, grape seeds, apples, citrus fruits, soybeans, onions, cucumbers, strawberries, and tomatoes. In addition, pelargonidin, genistein, cyanidin, and hirsutidin are anthocyanins, found in blue, purple, and red berries. Anthocyanins are found in apricots, black beans, red cabbage, red grapes, pomegranates, red apples, and purple carrots, as well as in red onions, red or purple radishes, eggplant, and colored cereals. Isoflavones (glycitein, equol, and daidzein) are found in soy preparations, parsley, tofu, legumes, beans, and red clover. Flavonoids from *Lippia multiflora* can be safely and beneficially used in everyday foods, offering both interesting flavours and health benefits.

3.7 Traditional Use

The use of *Lippia multiflora* Moldenke, in connection with flavonoids, is widely accepted by populations according to its implications for human health and daily life [1,2,9,39].

Table 4: Traditional use of *Lippia multiflora* Moldenke in connection with flavonoids

Polyphenols	Traditional applications	References
Flavonoids	Food source (tea and cocoa)	[3,4]
	Antioxidant properties	[3,4]
	Boost the immune system	[3,4]
	Hepatoprotective	[3,4]
	Antimalarial	[3,4]
	Food supplements	[3,4]
Flavonoids from <i>Lippia multiflora</i>	Herbal tea and/or tea	[1,2]
	Arterial blood pressure	[2]
	Cough	[1,2]
	Reduce fever	[1,2]
	Malaria	[1,2,8,13]
	Influenza	[1,2]

3.8 General Chemistry

Flavonoids belong to the large family of polyphenols. These are subdivided into ten classes, of which flavonoids are the most abundant [3,4]. Flavonoids are made up of the same basic structural element, formed by two benzene rings (rings A and B), linked by a three-carbon linear chain that forms an oxygenated heterocycle (ring C) [3,4,32,33].

Flavonoids are divided into six main subclasses. Variations in structure within the same class of compounds are based on their molecular structure. This is a function of the position of the bond between the B and C rings; the degree of saturation of the C ring; and the degree of oxidation and hydroxylation of the central heterocycle.

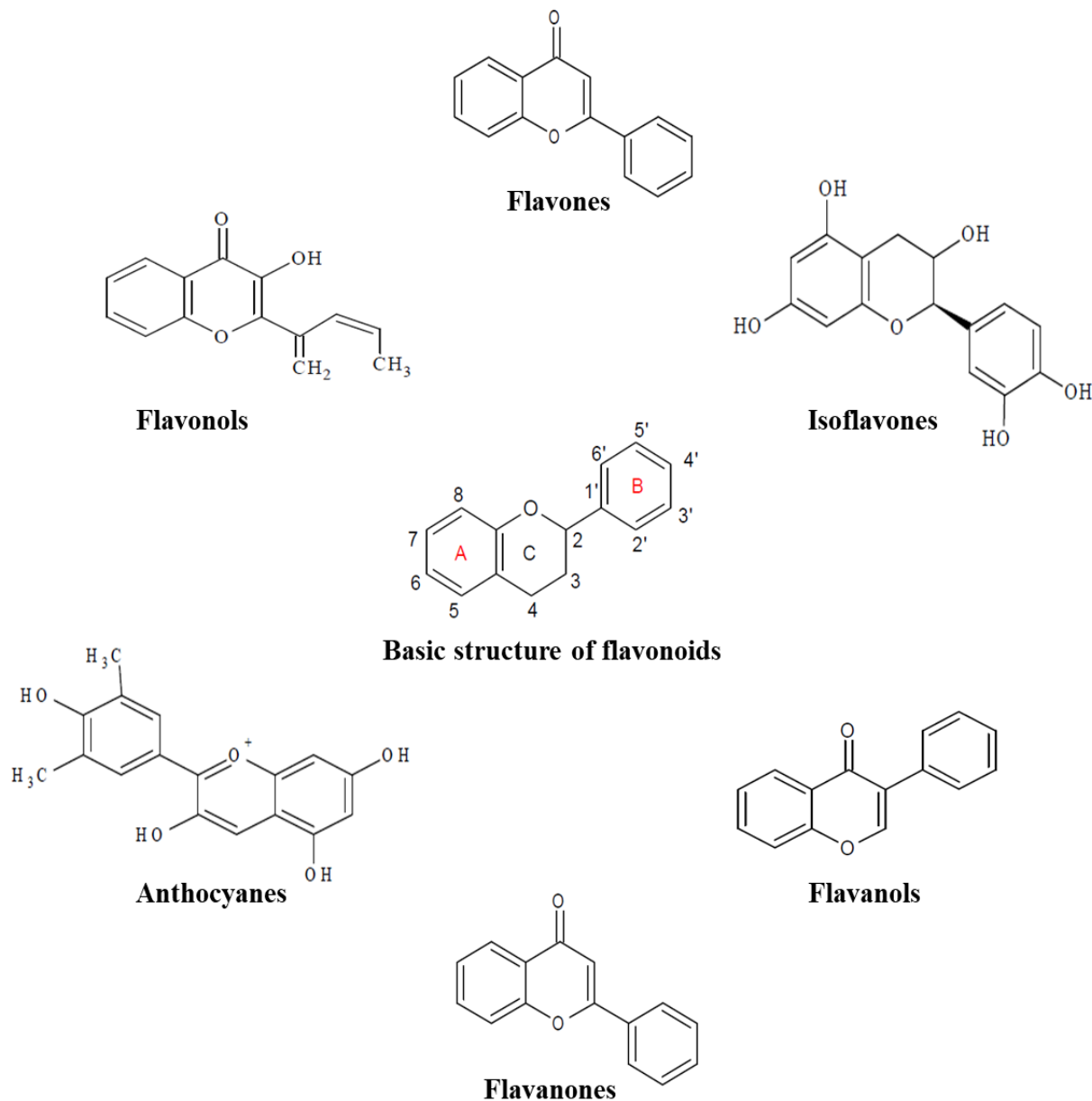


Fig 3 : Structure of flavonoids [4].

3.9 Precautions to be Taken with Flavonoids

The use of flavonoids should be avoided by pregnant and breastfeeding women, children, people taking anticoagulants, or suffering from hypotension (low blood pressure). Some flavonoid-rich products, such as coffee and cocoa [3,4], contain caffeine. Consuming too much of these foods can expose you to the undesirable effects of caffeine, such as palpitations, insomnia, and nervousness. Finally, the rich flavonoid content of red wine should not blind us to the toxicity of alcohol [4,32,36,38].

Table 1: Some research on *Lippia multiflora* Moldenke about flavonoids

Authors	Titles	Years of publication	References
Jigam AA. And <i>al.</i> ,	In vivo antiplasmodial, analgesic, and anti-inflammatory activities of the leaf extract of <i>Lippia multiflora</i> Moldenke	2009	[8]
Constantin M. and <i>al.</i> ,	Total phenolic content, flavonoid profiling, and antioxidant activity of <i>Lippia multiflora</i> leaves extracts from Burkina Faso	2015	[6]
Dossa Clément Gandonou and <i>al.</i> ,	Ethnobotanical, phytochemical, and toxicity analysis of a Beninese antihypertensive plant: <i>Lippia multiflora</i>	2017	[40]
Clément D. Gandonou, and <i>al.</i> ,	Antiradical activity and determination of phenolic compounds of extracts of <i>Lippia multiflora</i> (verbenaceae): a plant traditionally used against arterial hypertension in Benin	2018	[41]
Adrien T.uwisana Masunda and <i>al.</i> ,	. Traditional uses, Physical properties, Phytochemistry and Bioactivity of <i>Lippia multiflora</i> Moldenke (Verbenaceae): A Mini-review3	2020	[39]
Léniféré Chantal Soro and <i>al.</i> ,	Nutritional valorization of Côte d'Ivoire Savannah tea plant leaves	2021	[29]
N'Dri Koffi Emmanuel and <i>al.</i> ,	Optimization of the Extraction of Total Flavonoids and Antioxidant Activity from <i>Lippia multiflora</i> Moldenke (Verbenaceae) Leaves using Experimental Design	2021	[42]
Fako Kane and <i>al.</i> ,	Biochemical composition and sensory characteristics of infusions of leaves from two morphotypes of <i>Lippia multiflora</i> (verbenaceae) grown in Côte d'Ivoire	2021	[43]
Joseph Ngaibi and <i>al.</i> ,	Potential of an aqueous extract of <i>Lippia multiflora</i> Moldenke (Verbenaceae) in the treatment of anxiety disorders: Possible involvement of serotonergic transmission	2021	[44]
Landry, Martial Miguel, and <i>al.</i> ,	Phytochemical analysis and in vitro evaluation of antioxidants and anticoagulant activities of <i>Lippia multiflora</i> Moldenke leaves	2022	[11]
C.A. Massengo and <i>al.</i> ,	Phytochemical study and evaluation of the anti-radical, anti-inflammatory, anti-sickle cell, and cytotoxic activity of the leaves of <i>Lippia multiflora</i> Moldenke (Verbenaceae)	2023	[45]

4. Conclusion

Flavonoids extracted from the leaves of *Lippia multiflora* Moldenke display important medicinal properties in a variety of biological systems. The medicinal potential of flavonoids from *Lippia multiflora* has yet to be fully realized. Nevertheless, numerous studies support their potential for the development of new herbal medicines and phytotherapy. In addition, the use of plants containing flavonoids, such as those from *Lippia multiflora* Moldenke, is steadily increasing due to growing consumer demand for products of natural origin. Flavonoids extracted from the leaves of *Lippia multiflora* Moldenke have properties that justify their use in the prophylaxis of certain pathologies.

Conflict of Interest

The authors declare that they have no conflict of interest in this article.

Author Contributions

AMEMM, OJOM, LMM, and BSWL contributed to the processing, data analysis, and writing of the article. AMEMM and CL did the reading. LMM, DM, and AAA did the proofreading. OJOM was involved in all aspects of the work. AAA is the coordinator of this work.

Acknowledgements

Our thanks go to Professor Ange Antoine ABENA.

References

- [1] M.E. Pascual, K. Slowing, E. Carretero, D. Sa'nchez Mata, A. Villar. *Lippia*: traditional uses, chemistry and pharmacology: a review. *Journal of Ethnopharmacology* 76 (2001) 201-214
- [2] A.A. Abena, A.W. Etou Ossibi, Goulally Tsiba, N. Okemy Andissa, J.M. Ouamba. Monographic study of *Lippia multiflora* Moldenke (Verbenaceae). *Phytotherapy*. 2017 ;15(1) :27-32. doi :10.1007/s10298-016-1025-8
- [3] Kumar S, Pandey AK. Chemistry and biological activities of flavonoids: an overview. *ScientificWorldJournal*. 2013 Dec 29; 2013:162750. doi: 10.1155/2013/162750. PMID: 24470791; PMCID: PMC3891543.
- [4] Panche AN, Diwan AD, Chandra SR. Flavonoids: an overview. *J Nutr Sci*. 2016 Dec 29;5:e47. doi: 10.1017/jns.2016.41. PMID: 28620474; PMCID: PMC5465813.
- [5] Hondi-Assah, T., Abena, A.A., Kokolo, J., Badila, C., & Diatwa, M.B. (2003). Hepatoprotective effects of *Lippia multiflora* and a Congolese phyto-medicine: Tetra®. *Sozial-und Praventivmedizin*, 1, 135-140.
- [6] Constantin M. Dabire, Remy K. Bationo, Adama Hema, Roger C. H. Nebie, Eloi Pale, S.P. Dhanabal and Mouhoussine Nacro. Total phenolics content, flavonoids profiling and antioxidant activity of *Lippia multiflora* leaves extracts from Burkina Faso. *Asian Journal of Plant Science and Research*, 2015. 5(5): 28 - 33.
- [7] Moldenke, H.N. (1980) *Phytologia Memoirs II. A Sixth Summary of the Verbenaceae, Avicenniaceae, Stilbaceae, Chloanthaceae, Symphoremaceae, Nyctanthaceae and Eriocaulaceae of the World as to Valid Taxa, Geographic Distribution and Synonymy*. U.S.A.
- [8] Jigam AA, Akanya HO, Ogbadoyi EO, Dauda BEN, Egwim CE. In vivo antiplasmodial, analgesic and anti-inflammatory activities of the leaf extract of *Lippia multiflora* mold. *J Med Plants Res*.2009 ;3(3): 148-154.
- [9] C.A. Masengo, K.N. Ngbolua D. Ipepe, B.M. Mbembo, R.D. Djolu, C.L. Inkoto, D.D. Tshilanda, D.S.T. Tshibangu, G.B. Ilumbe, P.T. Mpiana. Socio-economic survey and antisickling activity of Gambia tea (*Lippia multiflora* Moldenke, Verbenaceae) in Western Democratic Republic of Congo. *Revue Congolaise des Sciences & Technologies*, 2022, Vol. 1(1): 24-34
- [10] Abena AA, Diatwa M, Gakosso G, Gbeassor M, Hondi-Assah T, Ouamba JM. Analgesic, antipyretic and anti-inflammatory effects of essential oil of *Lippia multiflora*. *Fitoterapia*. 2003 Apr;74(3):231-6. doi: 10.1016/s0367-326x (03)00029-7.

- [11] Landry Martial Miguel, Ortalie Jeancine Ouboura Moussavou, Choupette Ravelle Dobhat-Doukakini, Childérick Lékana, Archange Michel Emmanuel Mboungou Malonga, Didier Gesril Njilo Tchatchouang, Ruphin Bertrand Bolanga, Etienne Mokondjimobe, Gouollaly Tsiba, Donatien Moukassa and Ange Antoine Abena. Phytochemical analysis and in vitro evaluation of antioxidant and anticoagulant activities of *Lippia multiflora* Moldenke leaves. *World Journal of Pharmaceutical and Life Sciences*, 2022, 8(9) : 10-18
- [12] Gouollaly T. 2010. Phytochemical study and evaluation of antifungal, anticancer and antioxidant activities of domestic *lippia multiflora* moldenke extracts. Thèse de doctorat Unique, Université Marien Ngouabi, Brazzaville, 219 P.
- [13] Karim Tuo. In vitro phytochemical screening, antioxidant and antiplasmodial activity of five plants traditionally used in Côte d'Ivoire against malaria. Sciences du Vi-vant [q-bio]. Université Félix Houphouët-Boigny de Cocody, Abidjan, 2015. French. Tel-03069680
- [14] Etou-Ossibi, AW, Dimo, T., Elion-Itou, RDG, Nsonde-Ntandou, GF, Nzonzi, J., Bilanda, DC & Abeena, AA. Effects of *Lippia multiflora* Moldenke aqueous extract on DOCA salt-induced hypertension in rats. *Phytotherapy*, 2012, 10, p. 363-368.
- [15] Ossibi, AE, Itou, RDGE, Nzonzi, J., Ntandou, GN, Dimo, T., Ouamba, JM and Abena, AA. Effects of aqueous extract of *Lippia multiflora* Moldenke (Verbenaceae) on blood pressure, heart rate and electrocardiogram waves in normotensive rats. *African Pharmacopoeia and Traditional Medicine*, 2014, vol. 17, n°1.
- [16] Adjanohoun, E., V. Adjakidje, M.R.A. Ahyi, K. Akpagana, P. Chibon, A. El - Hadji, J. Eyme, M. Garba, J. - N. Gassita, M. Gbeassor, E. Goudote, S. Guinko, K. - K. Hodouto, P. Hounnon, A. Keita, Y. Keoula, W. P. Kluga - Ocloo, I. Lo, K. M. Siamevi, K. K. Taffame. Contribution aux études ethnobotaniques et floristiques au Togo. Agence de coopération culturelle et technique, (A.C.C.T.), Paris, 671 p., (1986) From the PHARMEL 2 database (ref. HP 10)
- [17] Adomou A.C., H. Yedomonhan, B. Djossa, S. I. Legba, M. Oumou, A. Akoegninou. Etude Ethnobotanique des plantes médicinales vendues dans le marché d'Abomey-Calavi au Bénin. *Int. J. Biol. Chem. Sci.*, 2012, 6(2): 745-772
- [18] Poussset, J.-L. Plantes médicinales africaines. Practical use. Agence de coopération culturelle et technique, (A.C.C.T.), Paris, 156 p., (1989)
- [19] Asase, A., G. A. Akwetey, D. G. Achel. Ethnopharmacological use of herbal remedies for the treatment of malaria in the Dangme West District of Ghana. *Journal of Ethnopharmacology*, 2010, 129: 367- 376
- [20] Olowokudejo J. D., A. B. Kadiri, V.A. Travah. An Ethnobotanical Survey of Herbal Markets and Medicinal Plants in Lagos State of Nigeria. *Ethnobotanical Leaflets*, 2008, 12: pp 851-65. <http://www.ethnoleaflets.com/leaflets/lagos.htm>
- [21] Diafouka, A. J. P. Analyse des usages des plantes médicinales dans 4 régions de Congo-Brazzaville. Thèse de doctorat, Université libre de Bruxelles, Faculté des Sciences, Laboratoire de Botanique Systématique et de Phytosociologie, 431 p., (1997).
- [22] Konda ku Mbuta, Kabakura Mwima, Mbembe Bitengeli, Itufa Y'okolo, Mahuku Kavuna, Mafuta Mandanga, Mpoyi, Kalambayi, Ndemankeni Izamajole, Kadima Kazembe, Kelela Booto, Ngiuvu Vasaki, Bongombola Mwabonsika, Dumu Lody & Paul Latham. Traditional medicinal plants. Province de l'Equateur - R.D. Congo, Kinshasa 2012 (419 p.) Institut de Recherche en Sciences de la Santé (I.R.S.S.) in Kinshasa. ISBN 9780955420856
- [23] Bossard, E. Traditional medicine in central and western Angola. Ministério da ciênciae da tecnologia. Instituto de investigação científica tropical. Lisboa - p. 531 (1996)
- [24] Ameyaw, Yaw (2009). A growth regulator for the propagation of *Lippia multiflora* Moldenke, a herbal for the management of mild hypertension in Ghana. *Journal of Medicinal Plants Research*. 3. 681-685.
- [25] Ossibi, AE, Itou, RE, Morabandza, CJ, Ntandou, GN, Nzonzi, J., Ouamba, JM and Abena, AA (2016). Effects of hydroethanol extract of *Lippia multiflora* Moldenke on isolated toad heart. *International Journal of Biological and Chemical Sciences*, 2016, 10 (6): 2617-2636.
- [26] Koïta, K & Baïssac, Yves & Sanon, Elise & Campa, Claudine & Sankara, P. (2017). Phe-nolics from *Lippia multiflora* Moldenke as potential bio-active agents against peanut patho-gens. *Agricultural Science Research Journal*. 7. 267-276.
- [27] Bassoueka, D. J., Loufoua, B. A. E., Etou-Ossibi, A. W., Nsonde-Ntandou, G. F., Ondelè, R., Elion-Itou, R. D. G., & Abena, A. A. (2015). Phytochemical, pharmacological and ethnobotany study of some Congolese plants with potential anticonvulsant. *Phytotherapy*, 5 (13): 298-305. <https://doi.org/10.1007/s10298-015-0979-2>
- [28] Kanko, C., Koukoua, G., N'Guessan, Y. T., Fournier, J., Pradère, J.-P., & Toupet, L. (2004). Contribution to the phytochemical study of *Lippia multiflora* (Verbenaceae). *Comptes Rendus. Chimie*, 7(10-11), 1029-1032. <https://doi.org/10.1016/j.crci.2003.12.028>
- [29] Léniféré Chantal SORO, Mohamed Anderson YEO, Armand Kouassi Kouakou KOU-ADIO and Anin Louise OCHO-ANIN ATCHIBRI. Nutritional valorization of Côte d'Ivoire Savannah tea plant leaves. *International Journal of Agricultural Policy and Research*, 2021, Vol.9 (6), pp. 145-152. <https://doi.org/10.15739/IJAPR.21.016>
- [30] C.A. MASENGO, G.N. BONGO, B. ROBIJAONA, G.B. ILUMBE, J-P. NGBOLUA KOTO-TE-NYIWA, P.T. MPIANA. Étude ethnobotanique quantitative et valeur sociocultu-relle de *Lippia multiflora* Moldenke (Verbenaceae) à Kinshasa, République Démocratique du Congo. *Revue Marocaine des Sciences Agronomiques et Vétérinaires*. (2021) 9(1): 93-101
- [31] Tzanova, Milena, Vasil Atanasov, Zvezdelina Yaneva, Donika Ivanova and Toncho Di-nev. 2020. "Selectivity of current flavonoid extraction techniques from plant materials" *Pro-cess* 8, no. 10: 1222. <https://doi.org/10.3390/pr8101222>
- [32] Isorez, G., 2007. Contribution à la chimie des flavonoïdes: Accès à des analogues de pig-ments du vin rouge. Thèse de Doctorat Ph. D, Université Louis Pasteur - Strasbourg I; p 218.
- [33] K. Ghedira. Les flavonoïdes: Structure, propriétés biologiques, rôle prophylactique et em-plois en thérapeutique. *Phytothérapie*, 2005, vol. 3, n 4, p. 162-169. © Springer 2005. <https://doi.org/10.1007/s10298-005-0096-8>
- [34] Khan H, Jawad M, Kamal MA, Baldi A, Xiao J, Nabavi SM, Daglia M. Evidence and prospective of plant derived flavonoids as antiplatelet agents: Strong candidates to be drugs of future. *Food Chem Toxicol*. 2018; 119:355-367. doi: 10.1016/j.fct.2018.02.014.
- [35] Elise Emeraux. Propriétés biologiques des flavonoïdes: étude bibliographique et évalua-tion de l'activité antioxydante. *Sciences pharmaceutiques*. 2019. hal-03297878
- [36] Shyam Sunder Rabidas, Chandra Prakash, Jyoti Tyagi et JyotiSuryavanshi. A Compre-hensive Review on Anti-Inflammatory Response of Flavonoids in Experimentally Induced Epi-leptic Seizures. *Brain Sciences*, vol, 2023, 13(1): 102
- [37] Jameel M. Al-Khayri, Gandasi Ravikummar Sahana, Praveen Nagella et Biljo V. Joseph. Flavonoids as Potential Anti-Inflammatory Molecules: AReview. *Molecules*, 2022, 27(9): p. 2901 (<https://dx.doi.org/10.3390/molecules27092901>)
- [38] Kaihui Lu et Yew Mun Yip. Therapeutic Potential of Bioactive Flavonoids from Citrus Fruit Peels toward Obesity and Diabetes Mellitus. *Future Pharmacology*, 2023, 3(1): p. 14-37 (<https://dx.doi.org/10.3390/futurepharmacol3010002>)
- [39] Adrien T.uwisana Masunda, Clément Liyongo Inkoto, Colette Ashande Masengo, Sylvie Bolisomi Bongili, Jean-Pierre Kanza Basilua, Emanuel Moke Legbiye, Koto-Te-Nyiwa Ngbolua, Pius Tshimankinda Mpiana. Traditional uses, physical properties, phytochemistry and bioactivity of *Lippia multiflora* Moldenke (Verbenaceae): A Mini-review3. *Discov-ery Phyto-medicine* 2020, 7(1): 19-26
- [40] Dossa Clément GANDONOU, Hyacinthe AHISSOU, Jean-MarieTOKOUDAGBA and Christian DANSOU. Ethnobotanical, phytochemical and toxicity analysis of a Beninese anti-hypertensive plant: *Lippia multiflora*. *Int. J. Biol. Chem. Sci.* 2017, 11(4): 1816-1828.
- [41] Clément D. Gandonou, Jean-Marie Tokoudagba, Alban G. Hounghè, Marthe D. Cho-daton and Hyacinthe Ahissou. Antiradical activity and determination of phenolic compounds in extracts of *Lippia multiflora* (Verbenaceae): a plant traditionally used against arterial hyperten-sion in Benin. *International Journal of Current Research*, 2018, 10(10): pp.74039-74043. <https://doi.org/10.24941/ijcr. 32498.10.2018>
- [42] [42] N'Dri Koffi, Emmanuel, Yeboue Koffi François Kouakou, Bleouh Yves Nyamien, Roland Kouadoueu Deli, and Louise Atchibri Anin. 2021. Optimization of total flavonoid extraction and antioxidant activity from *Lippia multiflora* Moldenke (Verbenaceae) leaves using an exper-imental design. *Journal of Advances in Medical and Pharmaceutical Sciences* 23 (8) :1-11. <https://doi.org/10.9734/jamps/2021/v23i830250>.

- [43] [43] Fako, Kane & Yves, Djina & Siméon, Brou & Jean, Gonnety. 2021. Biochemical composition and sensory characteristics of leaf infusions of two morphotypes of *Lippia multiflora* (verbenaceae) grown in Côte d'Ivoire. *Journal of Applied Biosciences*. 158. 16332-16339. 10.35759/JABs.158.7.
- [44] Joseph Ngaibi, Germain Sotoing Taiwe, Jacqueline Stephanie Kameni Njapdounke, Bi-gued, Yvette Nguézeye, Neteydji Sidiki and Elisabeth Ngo Bum. Potential of an aqueous extract of *Lippia multiflora* Moldenke (Verbenaceae) in the treatment of anxiety disorders: Possible involvement of serotonergic transmission. *GSC Biological and Pharmaceutical Sciences*, 2021, 14(03), 277-289.
- [45] C.A Massengo, K. N. Ngbolua, S.L. Omeonga, N.P. Nzuzi, G.B. Ilumbe, P.T. Mpiana. Phytochemical study and evaluation of the antiradical, anti-inflammatory; anti-sickle cell and cytotoxic activity of *Lippia multiflora* Moldenke (Verbenaceae) leaves. *Rev.Mar. Sci. Agron. Vet.* 2023, 11(3), 303-312.